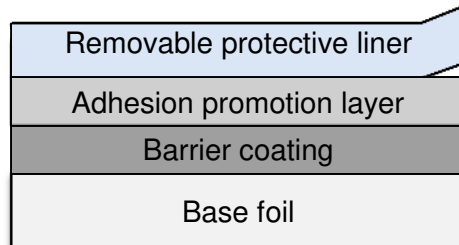


## Technical Data Sheet Rolic® RBF 102

**Description** Rolic® Barrier Foil RBF 102 is a transparent barrier foil for application in oxygen and moisture sensitive devices, such as organic photo-voltaic (OPV) and organic light-emitting diode (OLED).

**Stack of RBF 102:**



**Features** Main features of RBF 102:

- Water Vapour Transmission Rate (WVTR)  $10^{-4}$
- Transparency
- Low haze
- Maximum working temperature 130°C
- Good adhesion to a broad range of glues/adhesives

**Typical Dimensions** RBF 102 is typically delivered on a reel (A4 size only for sampling):

Roll core	6 inch
Roll width	400 mm
Roll length	100-400 m
Foil thickness	175 µm
Release liner thickness	50 µm

**Typical Properties**

H2O barrier properties	$<5 \cdot 10^{-4}$ g/m <sup>2</sup> /d WVTR@60°C/90%RH
Optical transparency	> 87% of free standing foil in VIS
Transmissive haze	< 1% of free standing foil in VIS
Temperature resistance	<130°C for 30min
Release Liner	on barrier coated side of the foil
Yellow marks	indicate start and end of barrier stack coating

**Customization** All Rolic® Barrier Foils can be customized to ensure compatibility to the application, process and other interfaces for best performance, wide process window and high throughput.

**Handling and Storage**

Storage temperature	20°C – 30°C
Storage conditions	product must be protected from light (store in original packaging only)
Shelf life	1 year


**Disclaimer**  
 IN REGARD TO THE PRODUCT, ROLIC MAKES NO WARRANTY OF ANY KIND, EXPRESS OR IMPLIED, INCLUDING BUT NOT LIMITED TO ANY WARRANTY OF MERCHANTABILITY OR FITNESS FOR A PARTICULAR PURPOSE OR NONINFRINGEMENT OF ANY INTELLECTUAL PROPERTY RIGHTS.  
 No statements or recommendations made herein are to be construed as an inducement to infringe any patent. Technical data and results are based upon tests under controlled laboratory conditions and must be confirmed by customer by testing for its intended conditions of use. ROLIC shall not be liable for any technical advice or technical information provided and does not assume any obligation or liability for the information in this document.

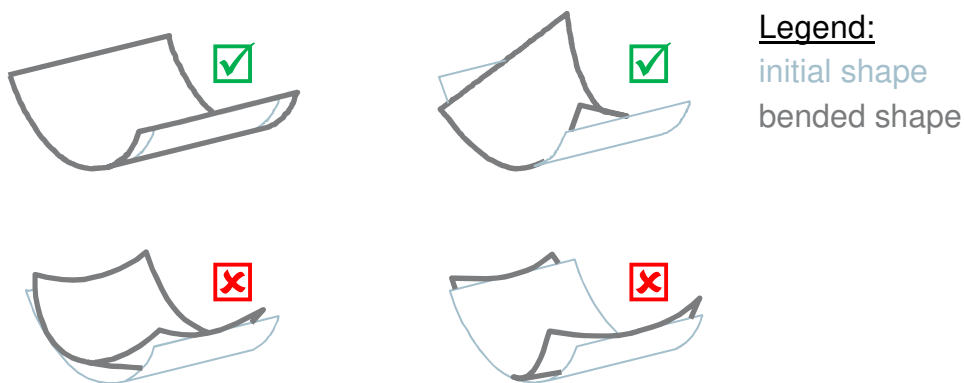
## Handling and application instruction

### Rolic® Barrier Foil 102

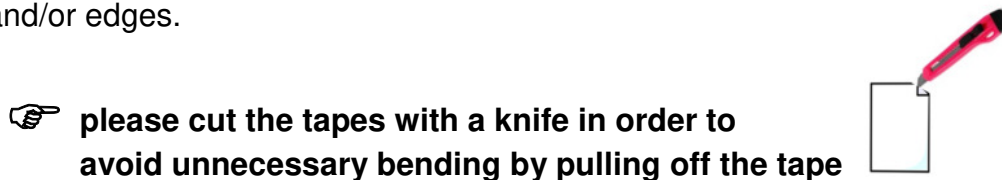
In order to maintain the barrier performance, foils should be in general treated with care, not folded or excessively bended or scratched.




 **Do not bend in more than one axis at the same time (avoid kinks)**

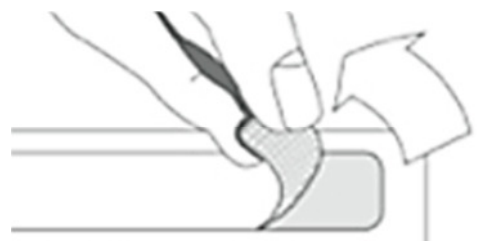


Small sample foils are delivered in a box, where the foil is fixed with tapes at the corners and/or edges.



The top coat is typically facing the moisture sensitive device and it is used to protect the barrier coating during handling.

 **gently remove the liner** adhering to the top coat  
 be aware of possible electrostatic charges



#### Disclaimer

IN REGARD TO THE PRODUCT, ROLIC MAKES NO WARRANTY OF ANY KIND, EXPRESS OR IMPLIED, INCLUDING BUT NOT LIMITED TO ANY WARRANTY OF MERCHANTABILITY OR FITNESS FOR A PARTICULAR PURPOSE OR NONINFRINGEMENT OF ANY INTELLECTUAL PROPERTY RIGHTS.

No statements or recommendations made herein are to be construed as an inducement to infringe any patent. Technical data and results are based upon tests under controlled laboratory conditions and must be confirmed by customer by testing for its intended conditions of use. ROLIC shall not be liable for any technical advice or technical information provided and does not assume any obligation or liability for the information in this document.

Updated & Printed in Switzerland on 28-Mar-17

ROLIC Technologies Ltd. | Gewerbestrasse 18 | 4123 Allschwil | Switzerland | Phone: +41 61 487 22 22 | [www.rolic.com](http://www.rolic.com) | email: [info@rolic.ch](mailto:info@rolic.ch)